



UNF Public Opinion Research Laboratory

Liberty and Manatee County Community Values Survey: Family Life Education and Comprehensive Health Services for Secondary Students



**Prepared for:
University of South Florida Healthy Schools Project
May 27, 2016**

Prepared by:
Michael M. Binder, Ph.D.
Andrew C. Hopkins, MPA
Colleen Hampsey, MPA



UNF Public Opinion Research Laboratory

METHODOLOGICAL SUMMARY

Total Number of Completes: 528

Completes per county: Manatee: 326; Liberty: 202

Margin of error for each county: Manatee +/- 5.4; Liberty +/- 6.8

Margin of error for the entire sample: +/- 4.3

Population: Manatee and Liberty County adults

SUMMARY OF FINDINGS

- Of respondents in Manatee County, Florida, 26.1 percent were the caregivers (parent/guardian) to a school aged child 18 years old or younger and 73.9 percent were not. In Liberty County, Florida 34.4 percent were the caregivers (parent/guardian) to a school aged child 18 years old or younger and 65.6 percent were not.
- The majority of the respondents' school aged children attend public schools (85.5 percent in Manatee County, 95.9 percent in Liberty County).
- Of respondents with school aged children, 73.9 percent in Manatee County and 91.8 percent in Liberty County would allow their child/children to participate in grade level appropriate sexuality education at his or her school.
- Of respondents without school aged children, 74.8 percent in Manatee County and 76.2 percent in Liberty County would allow their child/children to participate in grade level appropriate sexuality education at his or her school.
- When asked what percent of HIGH School (9-12th grade) students in Manatee County have had sexual intercourse, the mean response was 65.9 percent. In Liberty County, the mean response was 64.4 percent.
- When asked what percent of MIDDLE School (6-8th grade) students in Manatee County have had sexual intercourse, the mean response was 34 percent. In Liberty County, the mean response was 28 percent.
- Most respondents, 58.1 percent in Manatee County and 52.7 percent in Liberty County, do not know if sexuality education is taught in public schools.
- The vast majority of respondents (76.7 percent in Manatee County, 70.1 percent in Liberty County) think sexuality education is a very important part of the HIGH school curriculum.
- In the MIDDLE school curriculum, 57.7 percent of respondents in Manatee County and 63.3 percent in Liberty County think sexuality education is very important.
- When asked about sexuality education in public schools, 79.4 percent of respondents in Manatee County and 84.2 percent in Liberty County feel that schools should promote abstinence AND teach young people about birth control and safer sex practices.
- Regarding sexuality education in the HIGH school curriculum, the overwhelming majority of respondents in Manatee and Liberty Counties strongly or somewhat support teaching how to deal with pressure to have sex, how to talk with parents about sex and relationships, human anatomy and reproduction, HIV and sexually transmitted diseases,



UNF Public Opinion Research Laboratory

abstinence from sexual activity, birth control methods, and condom use. However, the support sharply decreases for gender and sexual orientation.

- For the MIDDLE school curriculum, the vast majority of respondents in Manatee and Liberty Counties strongly or somewhat support teaching how to deal with pressure to have sex, how to talk with parents about sex and relationships, HIV and sexually transmitted diseases, abstinence from sexual activity. Fewer, but still the majority, support teaching human anatomy and reproduction, birth control methods, and condom use. However, the support sharply decreases for gender and sexual orientation.
- Most respondents in Manatee and Liberty Counties strongly or somewhat support the following health services in HIGH schools: testing for STDs/HIV, treatment for STDs/HIV, pregnancy testing, providing condoms.
- Similarly, the majority of respondents in Manatee and Liberty Counties strongly or somewhat support the following health services in MIDDLE schools: testing for STDs/HIV and treatment for STDs/HIV, with decreased support for pregnancy testing and providing condoms.



UNF Public Opinion Research Laboratory

METHODOLOGY

The survey was sponsored and funded by University of South Florida Healthy Schools Project HIV/AIDS Prevention Education Program and conducted through the use of Computer Assisted Telephone Interviewing (CATI) at a 27-station polling laboratory at the University of North Florida. A sample of the polling universe was selected through the use of Random-Digit-Dialing methodology for both landlines and cell phones, the list of numbers was provided by Scientific Telephone Samples. Upon reaching individuals through the landline telephone sample, respondents were selected in the household by being the first qualified participant to be available to participate. Cellphone sample respondents were selected by being the first qualified participant to answer the phone. The sample was randomly selected from adults (18 years or older) in Manatee and Liberty Counties in the State of Florida. For non-completes with a working residential or cell phone line, at least 5 callbacks were attempted. To ensure a representative sample, calls were made from 5:00 p.m. - 9:00 p.m. every night from April 20, 2016 through May 4, 2016. The results were weighted by age, gender, education and race to the estimated 2014 American Community Survey, from the U.S. Census Bureau demographics for adult residents in Manatee and Liberty Counties.

County Demographic Characteristics

	Manatee County, FL	Liberty County, FL
Population 2015	363,369	8,331
Median Household Income (2010-2014)	\$49,228	\$38,990
Persons Below Poverty Level 2014	14.1%	24.7%
Persons per Square Mile 2014	434.5	10
Percent White (Non-Hispanic/Latino)	72.1%	71.4%
Percent Black/African American	9.3%	19.7%
Percent Hispanic/Latino	15.7%	6.6%
Percent with Bachelor's Degree or Higher	27.5%	13.1%
Percent over 65 Years of Age	25.5%	11.8%
Percent under 18 Years of Age	19.5%	19.0%

* 2014 American Community Survey, from the U.S. Census Bureau demographics for adult residents in Manatee and Liberty Countie



UNF Public Opinion Research Laboratory

SURVEY RESULTS

Q1. Are you the caregiver (parent/guardian) to a school aged child 18 years old or younger?

	Manatee County n= 326	Liberty County n= 202
Yes	26.1%	34.4%
No	73.9%	65.6%

Q2. What grade is/are your school aged children in?*

	Manatee County n= 82	Liberty County n=49**
Elementary School (K-5)	53.0%	57.1%
Middle School (6-8)	34.4%	34.7%
High School (9-12)	35.6%	44.9%
Other	3.9%	1%

*Responses add up to more than 100% because respondents have students in multiple grades.

**Data for Liberty County in Q2 is presented unweighted due to small sample sizes

Q3. Is your school aged child/children enrolled in public school, private school or home schooled?

	Manatee County n= 82	Liberty County n= 49*
Public School (include charter schools)	85.5%	95.9%
Private School	7.9%	-
Homeschooled	1.2%	2%
Public and Private	1.9%	-
Public and Home Schooled	-	2%
Other	1.9%	-
Don't Know/No Answer	1.8%	-

*Data for Liberty County in Q3 is presented unweighted due to small sample sizes

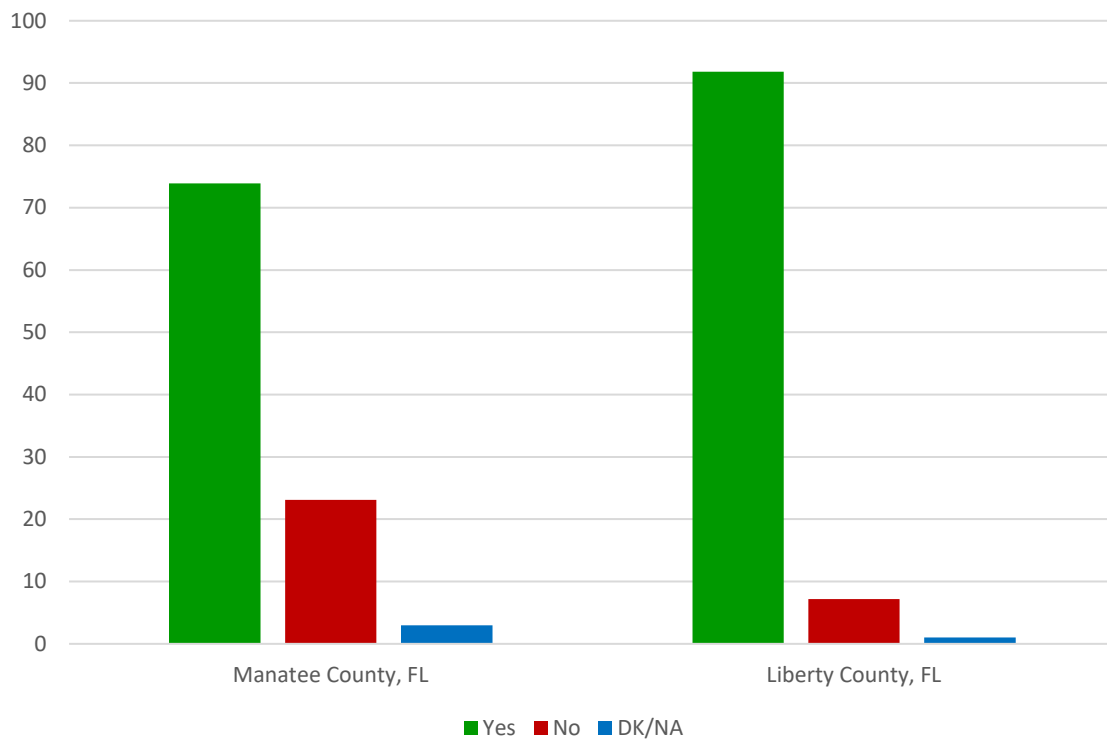


UNF Public Opinion Research Laboratory

Q4a. Would you allow your child/children to participate in grade level appropriate sexuality education at his or her school? *(For respondents with school aged children)*

	Manatee County n= 81	Liberty County n= 48
Yes	73.9%	91.8%
No	23.1%	7.2%
Don't Know	3%	1%

Would you allow your child/children to participate in grade level appropriate sexuality education at his or her school?



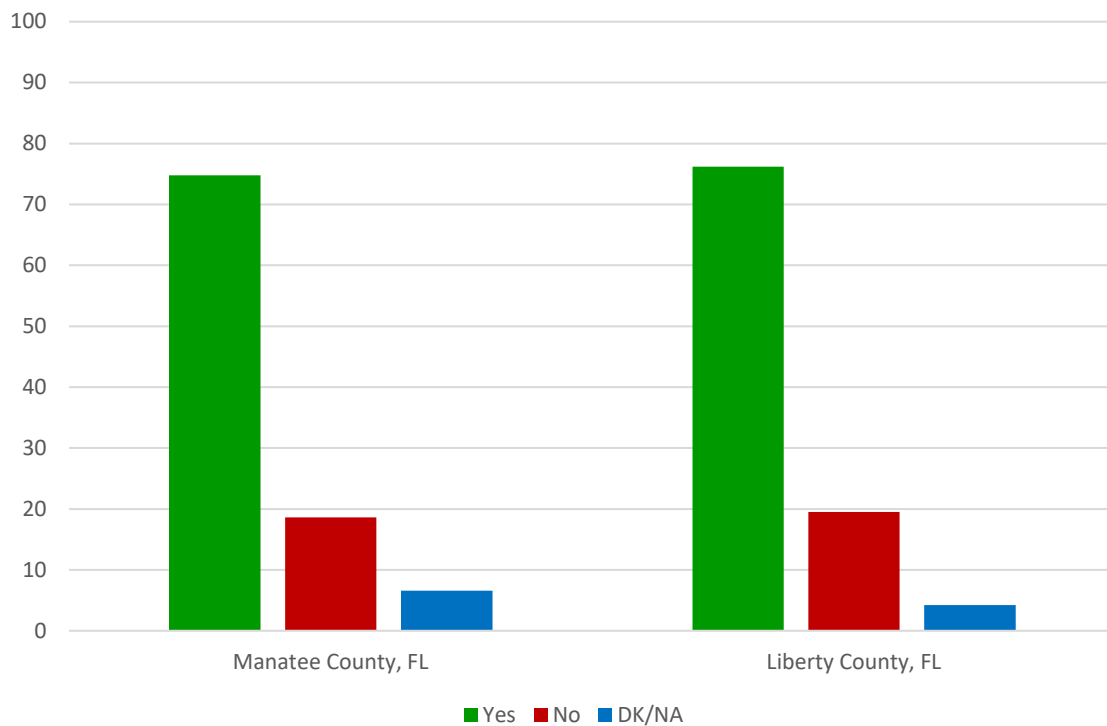


UNF Public Opinion Research Laboratory

Q4b. If you had a child in school, would you allow him/her to participate in grade level appropriate sexuality education at his or her school? (For respondents **without** school aged children)

	Manatee County n= 245	Liberty County n= 154
Yes	74.8%	76.2%
No	18.6%	19.5%
Don't Know	4%	3.1%
No Answer	2.6%	1.1%

If you had a child in school, would you allow him/her to participate in grade level appropriate sexuality education at his or her school?





UNF Public Opinion Research Laboratory

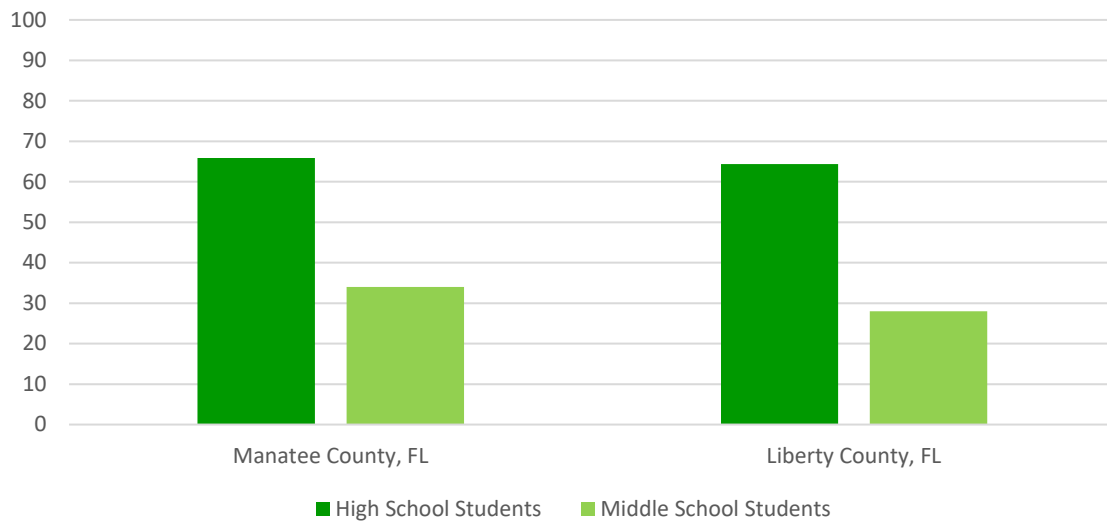
Q5. What percent of HIGH School (9-12th grade) students in (M/L) County do you think have had sexual intercourse?

	Manatee County n= 246	Liberty County n=136
Mean	65.9%	64.4%

Q6. What percent of MIDDLE School (6-8th grade) students in (M/L) County do you think have had sexual intercourse?

	Manatee County n= 232	Liberty County n= 124
Mean	34%	28%

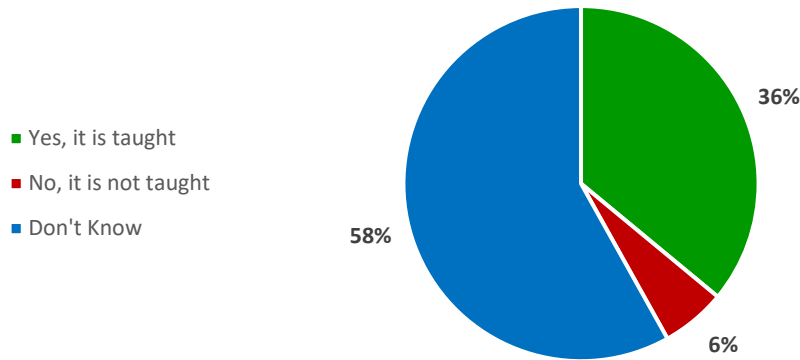
What percent of students in Manatee or Liberty County do you think have had sexual intercourse?



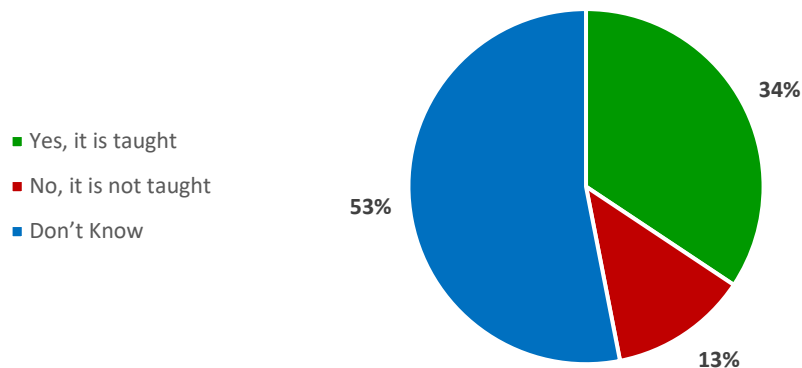
Q7. Do you know if sexuality education is taught in (M/L) County Public Schools?

	Manatee County n= 326	Liberty County n= 202
Yes, it is taught	36%	34.1%
No, it is not taught	5.9%	12.5%
Don't Know	58.1%	52.7%
No Answer	-	-

Do you know if sexuality education is taught in Manatee County Public Schools?



Do you know if sexuality education is taught in Liberty County Public Schools?



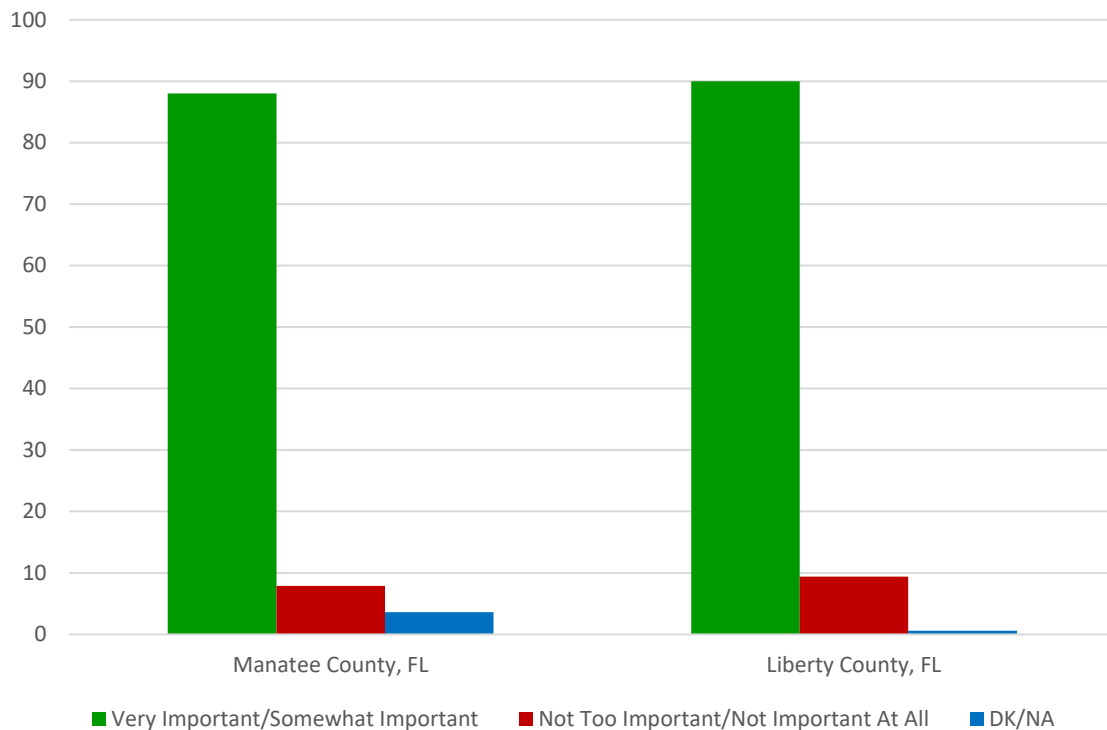


UNF Public Opinion Research Laboratory

Q8. How important do you think it is to have sexuality education as part of the HIGH school curriculum?

	Manatee County n= 326	Liberty County n= 202
Very Important	76.7%	70.1%
Somewhat Important	11.9%	19.9%
Not too important	2.3%	5.7%
Not important at all	5.6%	3.7%
Don't Know	2.6%	<1%
No Answer	1%	-

How important do you think it is to have sexuality education as part of the HIGH school curriculum?



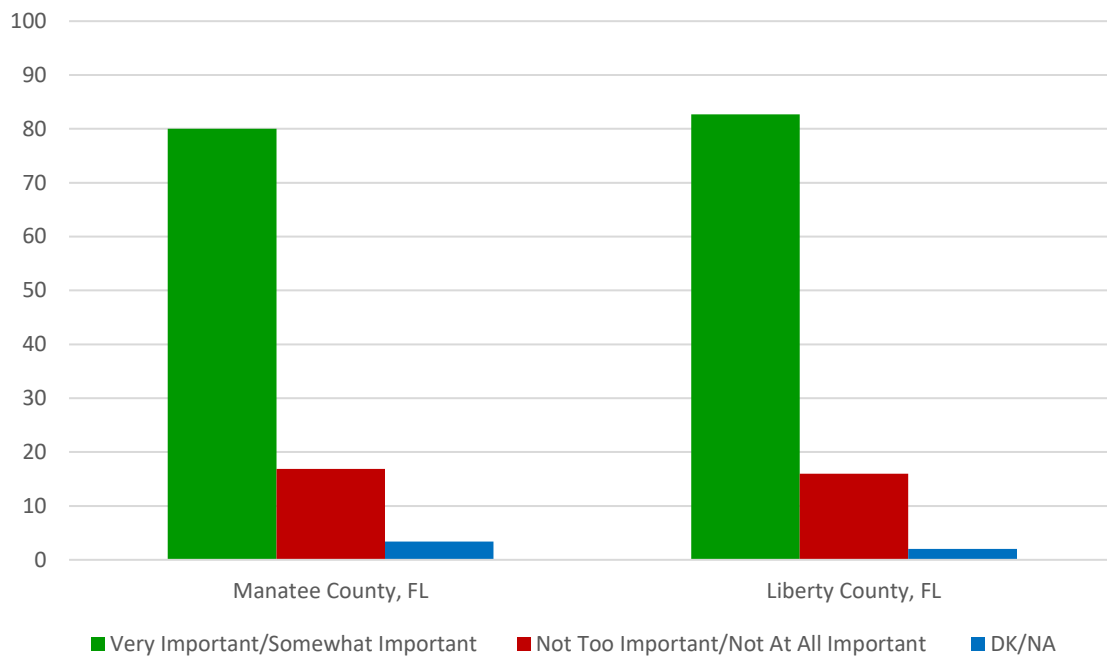


UNF Public Opinion Research Laboratory

Q9. How important do you think it is to have sexuality education as part of the MIDDLE school curriculum?

	Manatee County n= 326	Liberty County n= 202
Very Important	57.7%	63.6%
Somewhat Important	22.3%	19.1%
Not too important	6.8%	9.7%
Not important at all	10.1%	6.3%
Don't Know	2.4%	1.2%
No Answer	1%	<1%

How important do you think it is to have sexuality education as part of the MIDDLE school curriculum?



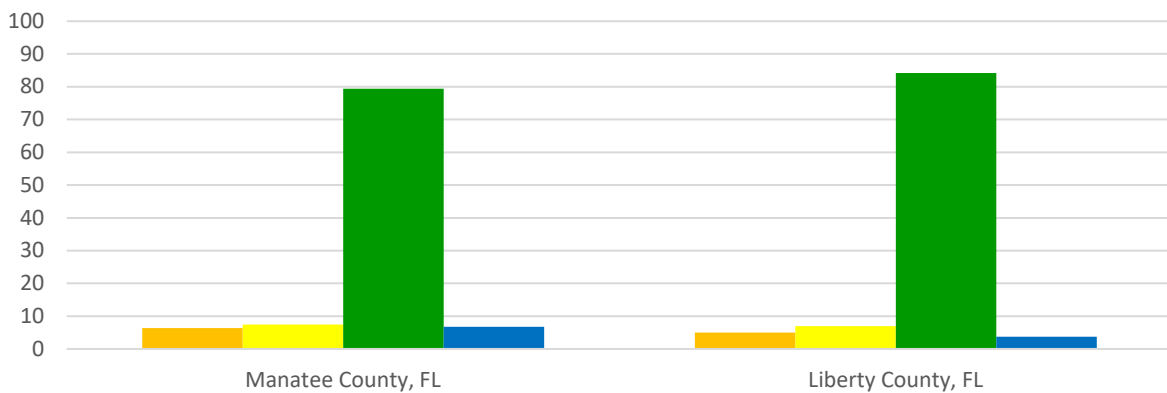


UNF Public Opinion Research Laboratory

Q10. Please tell me which of the following statements comes closest to the way you feel about sexuality education in public schools.

	Manatee County n= 326	Liberty County n= 202
Students should NOT be taught sexuality education in school.	6.4%	5%
Schools should ONLY promote abstinence and NOT teach young people about birth control and safer sex practices.	7.4%	7%
Schools should promote abstinence AND teach young people about birth control and safer sex practices.	79.4%	84.2%
Don't Know	3%	1.1%
No Answer	3.8%	2.6%

Please tell me which of the following statements comes closest to the way you feel about sexuality education in public schools.



- Students should NOT be taught sexuality education in school.
- Schools should ONLY promote abstinence and NOT teach young people about birth control and safer sex practices.
- Schools should promote abstinence AND teach young people about birth control and safer sex practices.
- DK/NA



UNF Public Opinion Research Laboratory

Please tell me if you support or oppose children learning about each of the following topics in HIGH school.

Q11a. How to deal with pressure to have sex

	Manatee County n= 320	Liberty County n= 202
Strongly Support	77.5%	74.3%
Somewhat Support	10.2%	11.2%
Somewhat Oppose	2.9%	1.6%
Strongly Oppose	7.1%	8.7%
Don't Know	1.6%	4.3%
No Answer	<1%	-

Q11b. How to talk with parents about sex and relationships

	Manatee County n= 316	Liberty County n= 201
Strongly Support	82.6%	81.8%
Somewhat Support	7.2%	11.7%
Somewhat Oppose	2.7%	<1%
Strongly Oppose	4.9%	4.2%
Don't Know	1.9%	1.1%
No Answer	<1%	<1%

11c. Human anatomy and reproduction

	Manatee County n= 316	Liberty County n= 200
Strongly Support	84.9%	80%
Somewhat Support	9.8%	12.7%
Somewhat Oppose	1.2%	3.9%
Strongly Oppose	2.4%	1.5%
Don't Know	1.4%	1.5%
No Answer	<1%	<1%

11d. HIV and sexually transmitted diseases

	Manatee County n= 316	Liberty County n= 200
Strongly Support	90.2%	93.8%
Somewhat Support	5.1%	1.8%
Somewhat Oppose	1%	-
Strongly Oppose	2.5%	3.1%
Don't Know	<1%	1.3%
No Answer	<1%	-



UNF Public Opinion Research Laboratory

11e. Abstinence from sexual activity

	Manatee County n= 315	Liberty County n= 199
Strongly Support	74.2%	86.8%
Somewhat Support	13.7%	8.4%
Somewhat Oppose	4.4%	<1%
Strongly Oppose	6.5%	2%
Don't Know	<1%	2.2%
No Answer	<1%	<1%

11f. Birth control methods

	Manatee County n= 315	Liberty County n= 199
Strongly Support	76.8%	82.2%
Somewhat Support	10.6%	8.6%
Somewhat Oppose	3.3%	1%
Strongly Oppose	7%	5.7%
Don't Know	<1%	<1%
No Answer	1.5%	1.7%

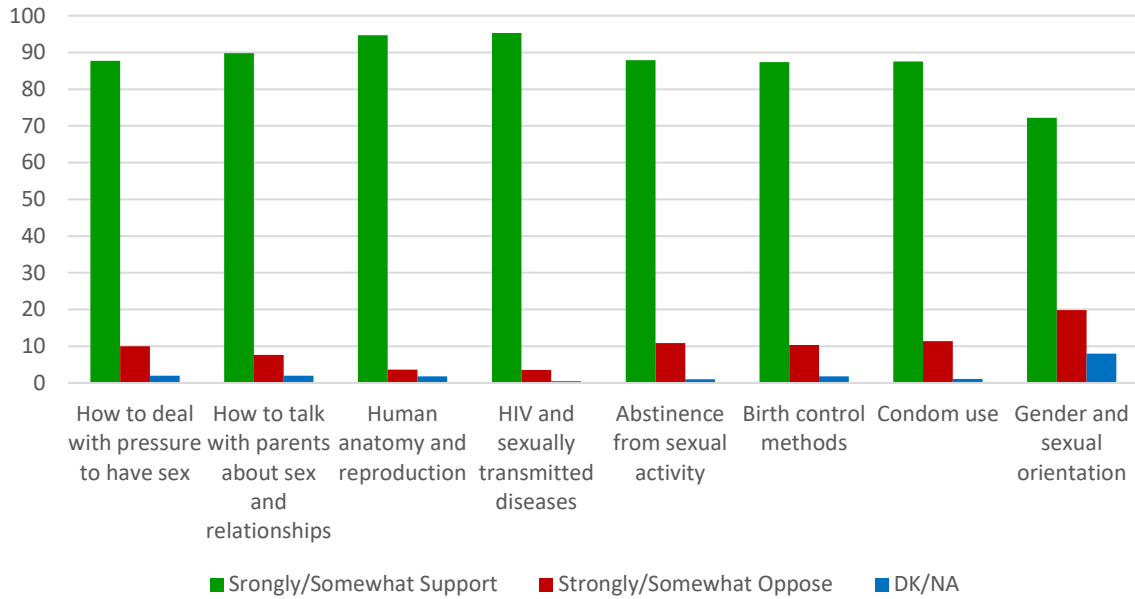
11g. Condom use

	Manatee County n= 315	Liberty County n= 198
Strongly Support	81.1%	78.1%
Somewhat Support	6.4%	9.4%
Somewhat Oppose	3%	2.1%
Strongly Oppose	8.4%	8.2%
Don't Know	1.1%	1.4%
No Answer	-	<1%

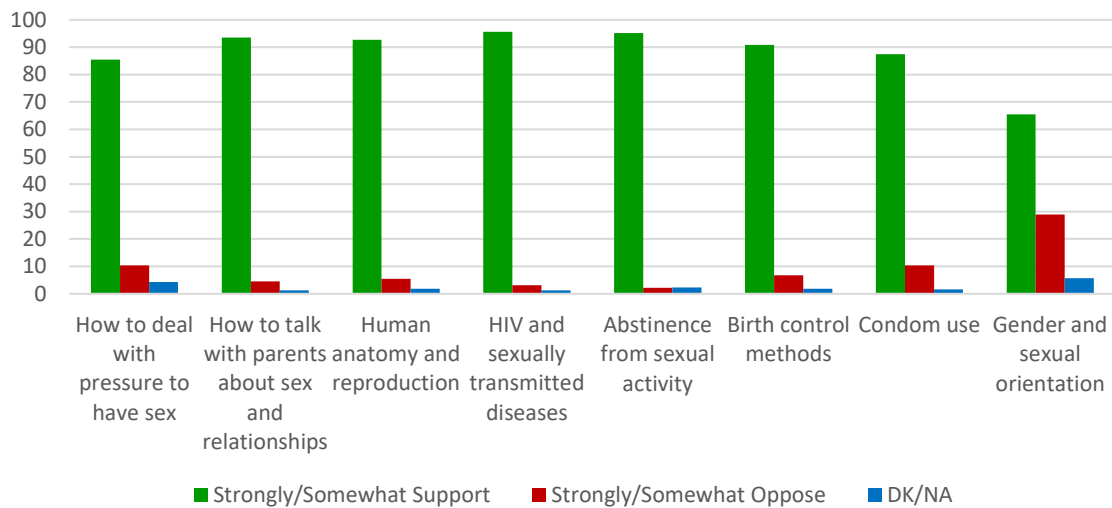
11h. Gender and sexual orientation

	Manatee County n= 313	Liberty County n= 198
Strongly Support	56.6%	52.2%
Somewhat Support	15.6%	13.3%
Somewhat Oppose	4.2%	10.5%
Strongly Oppose	15.6%	18.4%
Don't Know	5.4%	3%
No Answer	2.6%	2.7%

Please tell me if you support or oppose children learning about each of the following topics in Manatee County HIGH schools.



Please tell me if you support or oppose children learning about each of the following topics in Liberty County HIGH schools.





UNF Public Opinion Research Laboratory

Please tell me if you support children learning about each of the following topics in MIDDLE school.

12a. How to deal with pressure to have sex

	Manatee County n= 312	Liberty County n= 196
Strongly Support	73.6%	70.9%
Somewhat Support	9.4%	15.6%
Somewhat Oppose	2.6%	2.3%
Strongly Oppose	12.2%	8.2%
Don't Know	1.5%	1.5%
No Answer	1% %	1.5%

12b. How to talk with parents about sex and relationships

	Manatee County n= 312	Liberty County n= 196
Strongly Support	77.2%	75.7%
Somewhat Support	8.7%	14.7%
Somewhat Oppose	2.8%	<1%
Strongly Oppose	9.2%	6.5%
Don't Know	1.2%	1%
No Answer	1%	1.5%

12c. Human anatomy and reproduction

	Manatee County n= 312	Liberty County n=195
Strongly Support	74%	63.7%
Somewhat Support	14.4%	15.9%
Somewhat Oppose	3.4%	11.3%
Strongly Oppose	6.5%	6%
Don't Know	<1%	2%
No Answer	1%	1%

12d. HIV and sexually transmitted diseases

	Manatee County n= 311	Liberty County n= 195
Strongly Support	76.9%	81.3%
Somewhat Support	10%	7.7%
Somewhat Oppose	4.5%	1.8%
Strongly Oppose	6.6%	7.8%
Don't Know	<1%	<1%
No Answer	1.4%	<1%



UNF Public Opinion Research Laboratory

12e. Abstinence from sexual activity

	Manatee County n= 311	Liberty County n= 195
Strongly Support	72.4%	81.2%
Somewhat Support	13.4%	6.1%
Somewhat Oppose	3.2%	4.3%
Strongly Oppose	8.3%	6.1%
Don't Know	1.1%	1.5%
No Answer	1.6%	<1%

12f. Birth control methods

	Manatee County n= 311	Liberty County n= 194
Strongly Support	67%	59.4%
Somewhat Support	13.3%	19.1%
Somewhat Oppose	4.6%	3.3%
Strongly Oppose	13.4%	16.6%
Don't Know	<1%	<1%
No Answer	1%	<1%

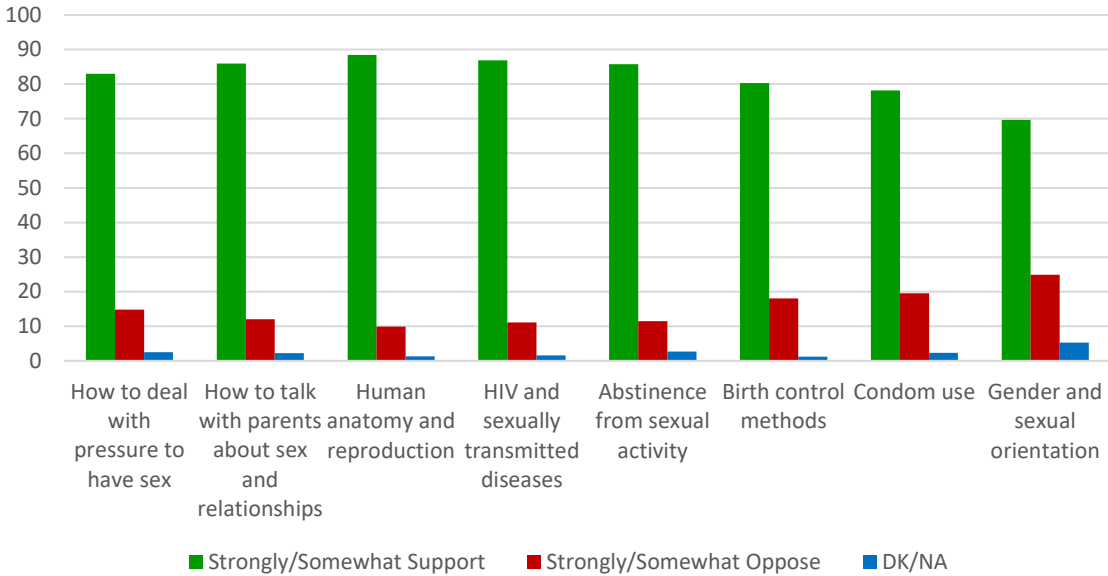
12g. Condom use

	Manatee County n= 311	Liberty County n= 194
Strongly Support	67%	62.2%
Somewhat Support	11.2%	10.9%
Somewhat Oppose	5.7%	4.3%
Strongly Oppose	13.8%	21.1%
Don't Know	1.3%	<1%
No Answer	1%	<1%

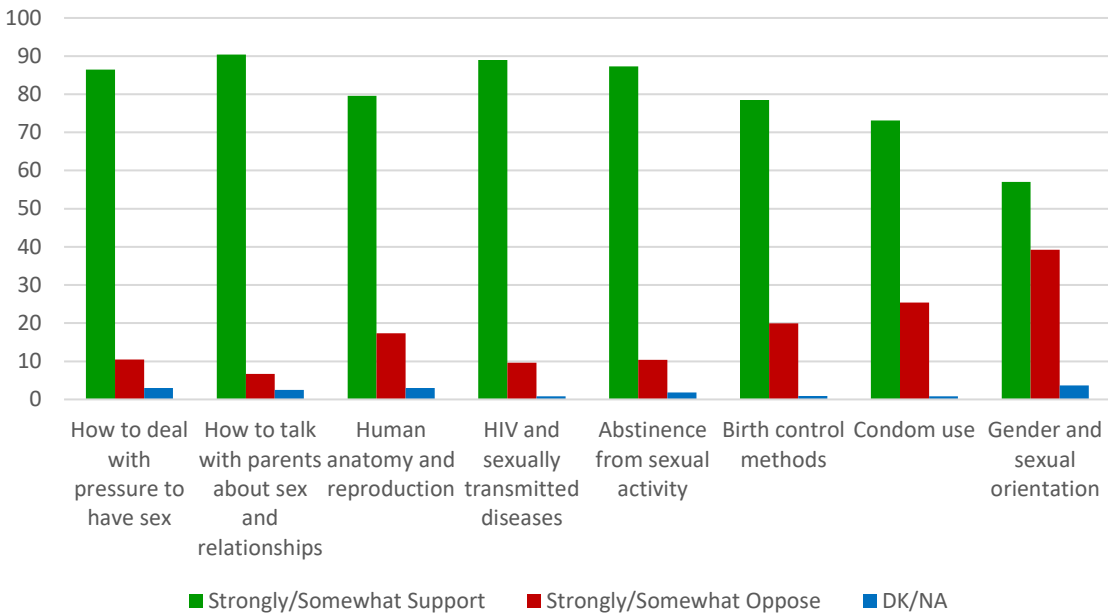
12h. Gender and sexual orientation

	Manatee County n= 311	Liberty County n= 194
Strongly Support	53%	42.7%
Somewhat Support	16.7%	14.3%
Somewhat Oppose	6.5%	11.4%
Strongly Oppose	18.4%	27.8%
Don't Know	3.2%	2.7%
No Answer	2.1%	1%

Please tell me if you support children learning about each of the following topics in Manatee County MIDDLE schools.



Please tell me if you support children learning about each of the following topics in Liberty County MIDDLE schools.





UNF Public Opinion Research Laboratory

Please tell me if you support the following health services being available in HIGH school.

13a. Testing for STDs/HIV

	Manatee County n= 311	Liberty County n= 194
Strongly Support	60.9%	65.8%
Somewhat Support	12.3%	11.1%
Somewhat Oppose	7.9%	1.8%
Strongly Oppose	17%	20%
Don't Know	1.9%	1.3%

13b. Treatment for STDs/HIV

	Manatee County n= 310	Liberty County n=194
Strongly Support	56.7%	58.5%
Somewhat Support	13.2%	14%
Somewhat Oppose	5.7%	4.2%
Strongly Oppose	21.1%	22.3%
Don't Know	3.3%	1.1%

13c. Pregnancy Testing

	Manatee County n= 310	Liberty County n=194
Strongly Support	55%	52.8%
Somewhat Support	13.7%	14.3%
Somewhat Oppose	6.2%	5.9%
Strongly Oppose	22.6%	25.4%
Don't Know	2.4%	<1%
No Answer	-	<1%

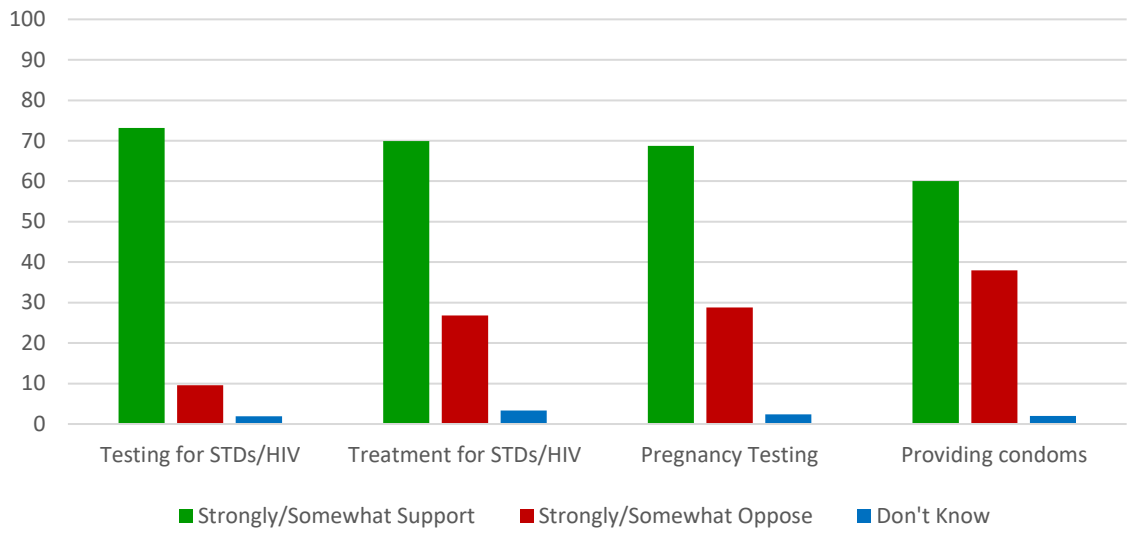
13d. Providing condoms

	Manatee County n= 310	Liberty County n=194
Strongly Support	45.9%	54.7%
Somewhat Support	14.1%	11.1%
Somewhat Oppose	8.1%	3.9%
Strongly Oppose	29.9%	29.4%
Don't Know	2%	<1%
No Answer	-	<1%

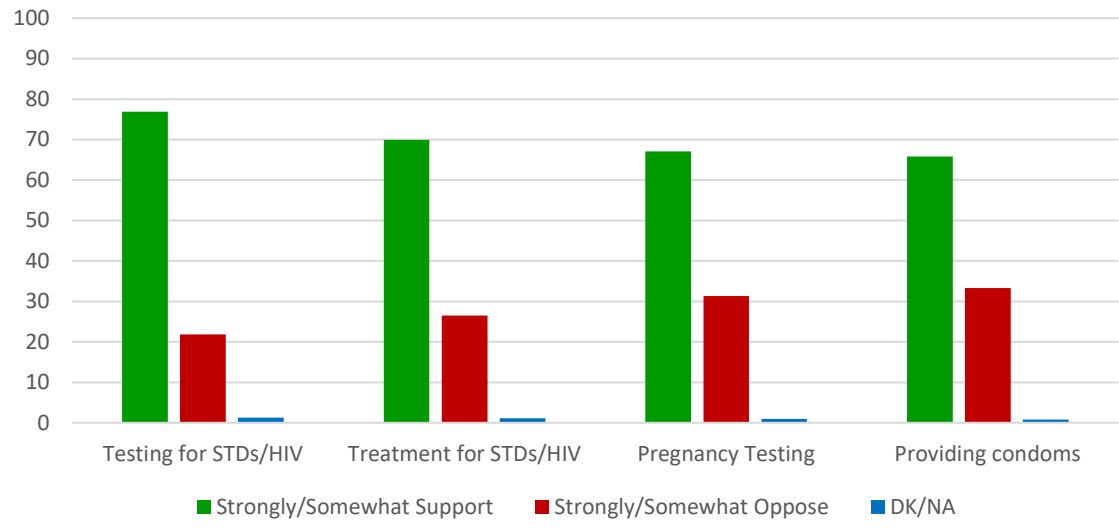


Public Opinion Research Laboratory

Please tell me if you support the following health services being available in Manatee County HIGH schools.



Please tell me if you support the following health services being available in Liberty County HIGH schools.





UNF Public Opinion Research Laboratory

Please tell me if you support the following health services being available in MIDDLE school.

14a. Testing for STDs/HIV

	Manatee County n= 308	Liberty County n= 194
Strongly Support	43%	43.1%
Somewhat Support	13.5%	24.8%
Somewhat Oppose	9.5%	3.5%
Strongly Oppose	30.1%	27.6%
Don't Know	2.8%	1%
No Answer	1.1%	-

14b. Treatment for STDs/HIV

	Manatee County n= 308	Liberty County n= 194
Strongly Support	44.5%	47.2%
Somewhat Support	10.4%	12.4%
Somewhat Oppose	11.2%	9.2%
Strongly Oppose	29.8%	30.6%
Don't Know	2.7%	<1%
No Answer	1.1%	-

14c. Pregnancy Testing

	Manatee County n= 308	Liberty County n= 194
Strongly Support	42.7%	37.4%
Somewhat Support	14.5%	19.7%
Somewhat Oppose	8.6%	6.6%
Strongly Oppose	31.1%	35.8%
Don't Know	2%	<1%
No Answer	1.1%	-

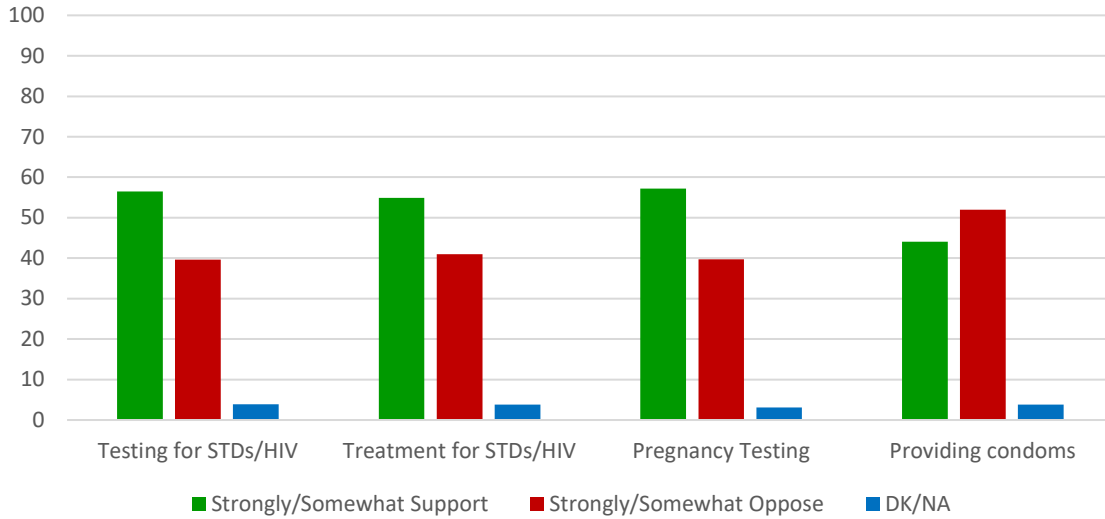
14d. Providing condoms

	Manatee County n= 308	Liberty County n= 194
Strongly Support	30.7%	31.8%
Somewhat Support	13.4%	9.8%
Somewhat Oppose	11%	15.7%
Strongly Oppose	41%	38.7%
Don't Know	2.7%	4.1%
No Answer	1.1%	<1%

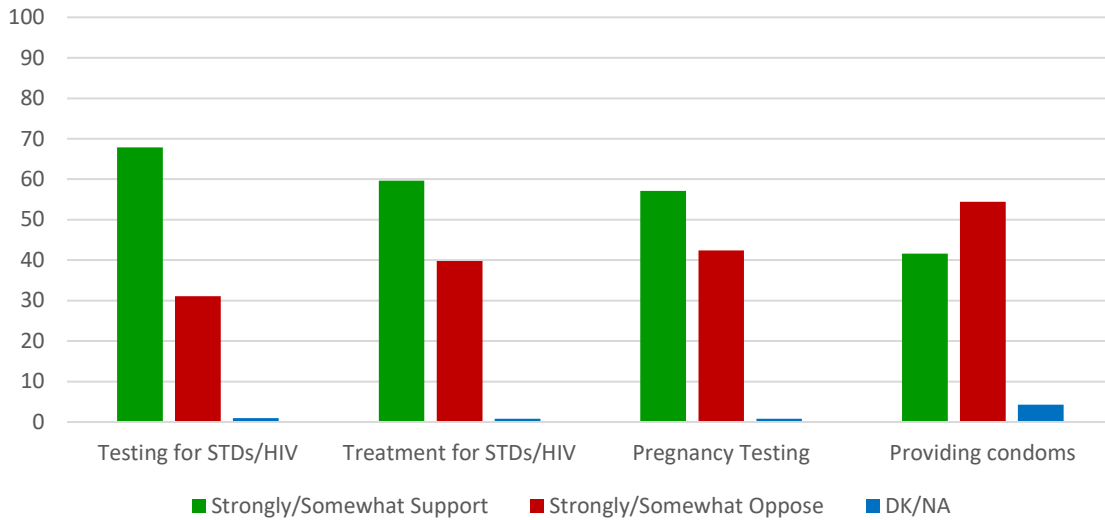


Public Opinion Research Laboratory

Please tell me if you support the following health services being available in Manatee County MIDDLE schools.



Please tell me if you support the following health services being available in Liberty County MIDDLE schools





UNF Public Opinion Research Laboratory

Q15. What is your age group?

	Manatee County n= 308	Liberty County n= 194
18-24	8.6%	14.2%
25-34	12.8%	12.7%
35-44	12.9%	26.9%
45-54	18.6%	14.4%
55-64	15.3%	17.8%
65+	31.5%	13%
No Answer	<1%	1%

Q17. What is your racial or ethnic background?

	Manatee County n= 308	Liberty County n=194
White	72.3%	77.7%
African American/Black	9.3%	20.1%
Latino or Hispanic	15.9%	6.7%
Asian	-	<1%
Don't Know	<1%	-
No Answer	2.2%	<1%

Q18. Are you married, living with a partner, widowed, divorced, separated, or have you never been married?

	Manatee County n= 308	Liberty County n= 194
Married	50.1%	54.7%
Living with a Partner	5.2%	1.5%
Widowed	10.3%	5.8%
Divorced	11.1%	8.6%
Separated	3.1%	3%
Never been Married	16.5%	26%
Other	2.2%	<1%
No Answer	1.4%	<1%



UNF Public Opinion Research Laboratory

Q19. What is the highest grade in school or year of college you have completed?

	Manatee County n= 308	Liberty County n= 194
Grade School	7.9%	11.1%
High School Graduate	28.6%	33.9%
Some College	35.4%	42.5%
College Graduate	16.4%	8%
Post Graduate	10.3%	4.1%
No Answer	1.4%	<1%

Q20. With which religious group do you most closely identify?

	Manatee County n= 308	Liberty County n= 194
Protestant	42.8%	43.3%
Catholic	24.3%	12.5%
Jewish	1%	-
Other	8.2%	24.9%
None	20.3%	18.8%
Don't Know	<1%	-
No Answer	2.8%	<1%

Q21. Regarding politics, do you consider yourself a Republican, a Democrat, an Independent, or something else?

	Manatee County n= 308	Liberty County n=191
Republican	32.9%	26.1%
Democrat	22.9%	42.1%
Independent	24.2%	12.2%
Other	6.9%	3.3%
None	9%	14.2%
Don't Know	2.1%	<1%
No Answer	1.9%	1.4%

Q21a. Do you lean more towards the Democratic Party or the Republican Party? (For respondents who selected Independent, Other, None, Don't Know and Refused for Q21)

	Manatee County n= 133	Liberty County n=58
Republican	22.7%	15.4%
Democrat	23.4%	24.2%
Neither	48.8%	60.5%
Don't Know	3.7%	-
No Answer	1.3%	-



UNF Public Opinion Research Laboratory

Q22. Respondent gender

	Manatee County n= 308	Liberty County n= 194
Male	47.3%	62.8%
Female	52.7%	37.2%